

EXISTING FENCE WALL LAYOUT

Revision History			
Rev#	Chg#	Change Name	Date

Client:



AFRICAN UNION COMMISSION

#Contact Address1
#Contact City
#Contact Country

Project:
FENCE UPGRADING PROJECT

Building Name:
AUHQ FENCE WALL

Drawing Status: **AS-BUILT DRAWINGS**

Drawing Name:
BOUNDARY WALL LAYOUT PLAN

Drawn by: _____ Date: **June 2019**

Designed by: _____

Drawing Scale: **1:500**

Checked by: _____ Layout ID: **AR- 01/04**

109.93 Mtr

142.29 Mtr

40.18Mtr

25.52Mtr

143.45 Mtr

Security Post

Security Post

Security Post

Solid Fence Wall to be upgraded

Solid Fence Wall to be upgraded

Solid Fence Wall to be upgraded

Solid Fence Wall to be upgraded

Fence Wall to be upgraded

Fence Wall to be upgraded

Fence Wall to be upgraded

Fence Wall to be upgraded

Security Post

38.303

21.293

50.008

4.17m

4.09m

8.77Mtr

8.55Mtr

X=994619.873
Y=471577.512

X=994624.080
Y=471585.884

X=994696.722
Y=471628.543

X=994696.722
Y=471628.543

X=994718.714
Y=471621.671

X=994722.060
Y=471634.275

X=994778.204
Y=471655.275

X=994812.577
Y=471659.184

X=994818.015
Y=471660.157

X=994809.959
Y=471658.937

X=994800.700
Y=471661.635

X=994827.224
Y=471667.036

X=994907.183
Y=471617.236

与用地

5.72

W012

W013

W013/14

W014

W014/15-1

W015

W016

W018

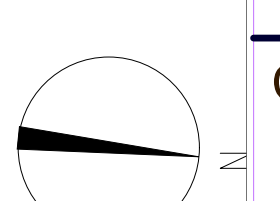
W01

W01/2

W03

WGM01a

WGM01b





CLEARVU FENCING

Revision History

Rev#	Chg#	Change Name	Date

Client:



AFRICAN UNION COMMISSION

#Contact Address1
#Contact City
#Contact Country

Project:

FENCE UPGRADING PROJECT

Building Name:

AUHQ FENCE WALL

Drawing Status: **AS-BUILT DRAWINGS**

Drawing Name:

CLEARVU OPTION

Drawn by:

Date:

Designed by:

June 2019

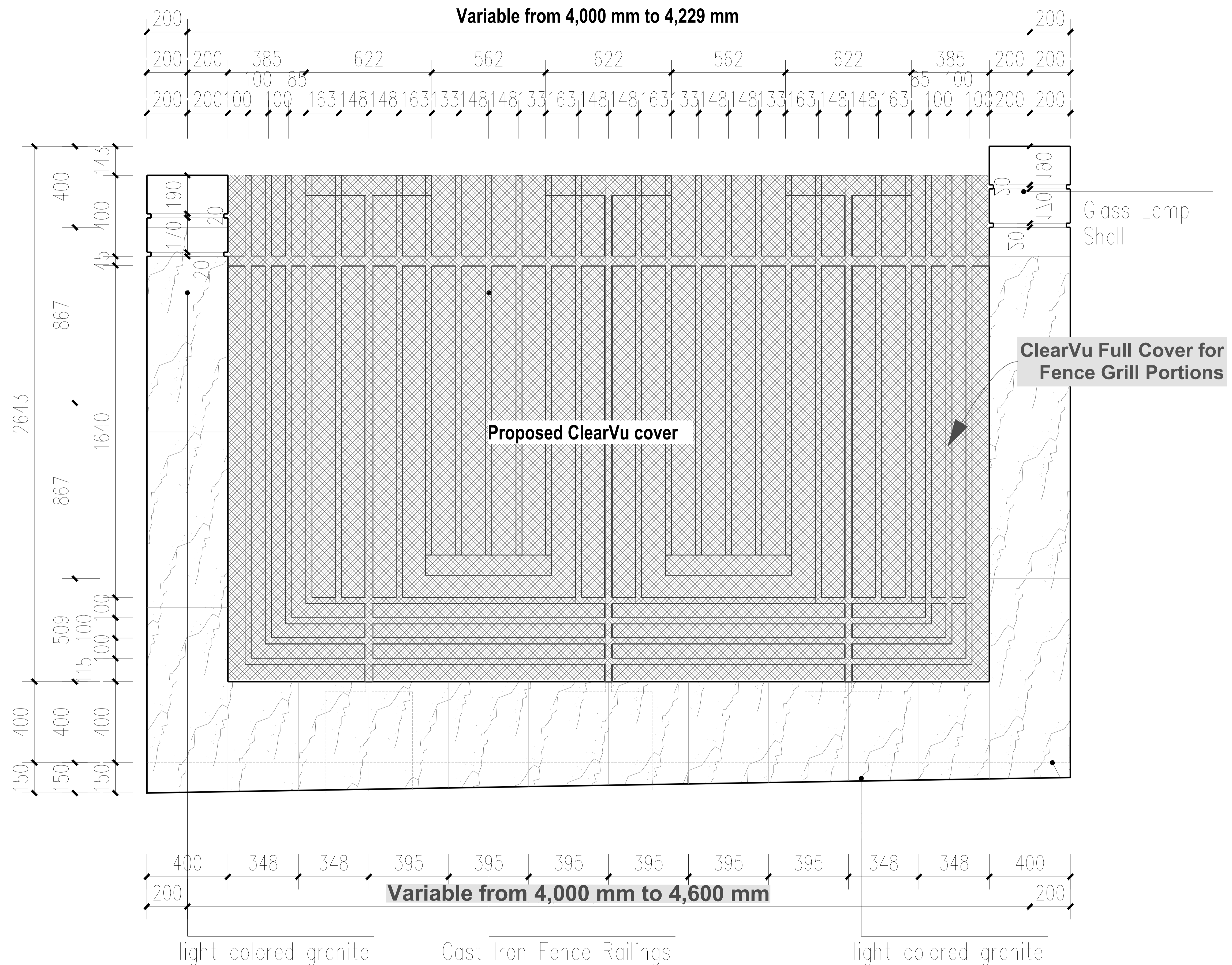
Drawing Scale:

1:28.22, 1:0.57

Checked by:

Layout ID:

AR- 02/04



TYPICAL ELEVATION
(For Grill Fencing Portion)

Revision History

RevID	ChID	Change Name	Date

Client:

AFRICAN UNION COMMISSION

#Contact Address1
 #Contact City
 #Contact Country

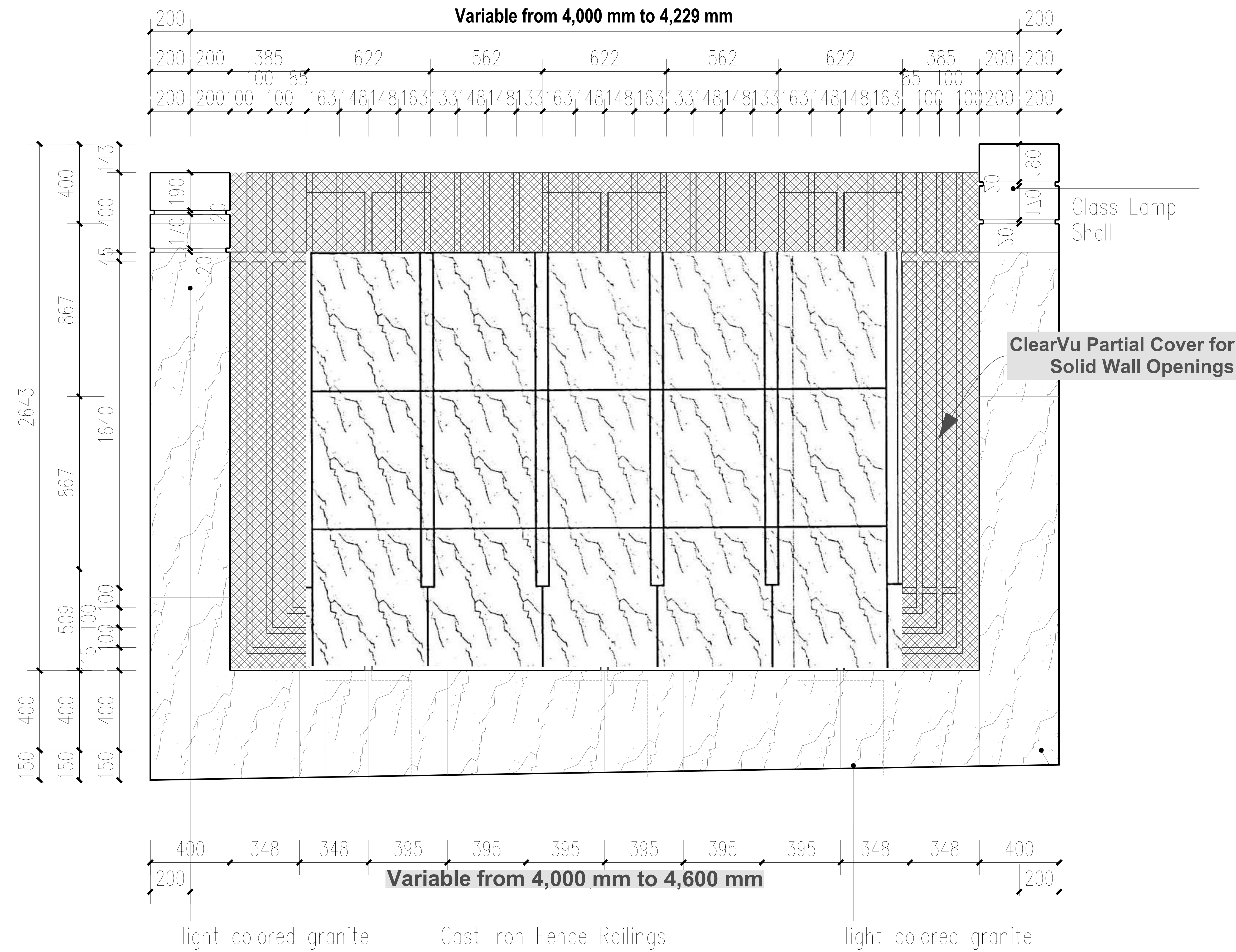
Project:
FENCE UPGRADING PROJECT

Building Name:
BOUNDARY WALL

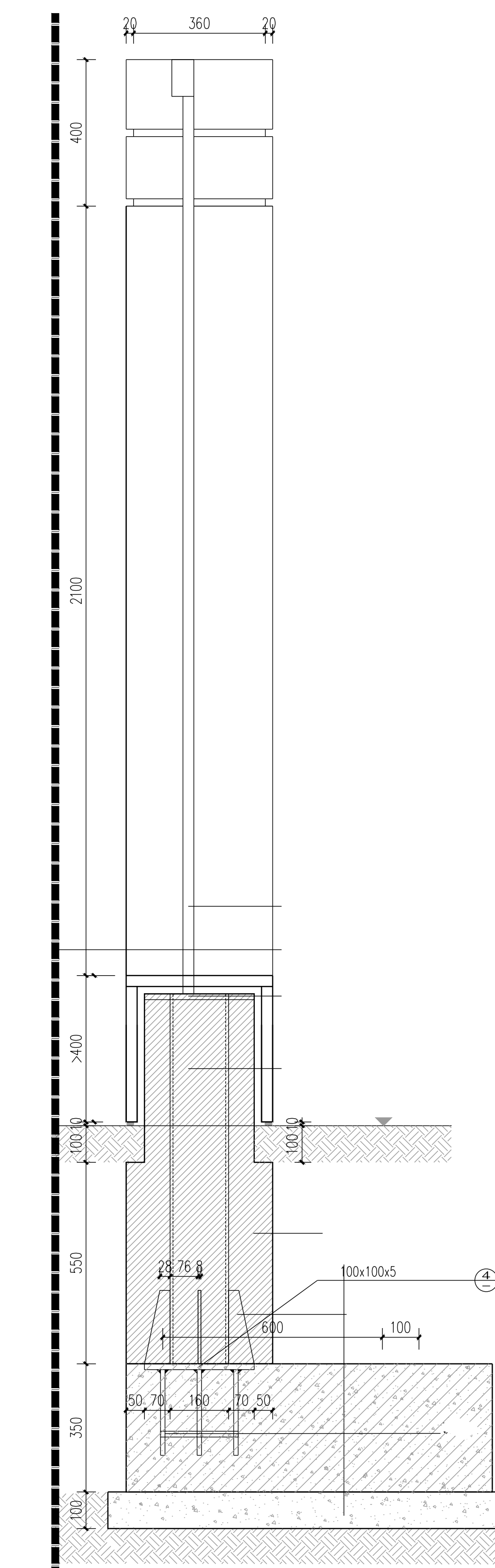
Drawing Status: **WORKING DRAWINGS**

Drawing Name:
EXISTING FENCE DETAIL_1

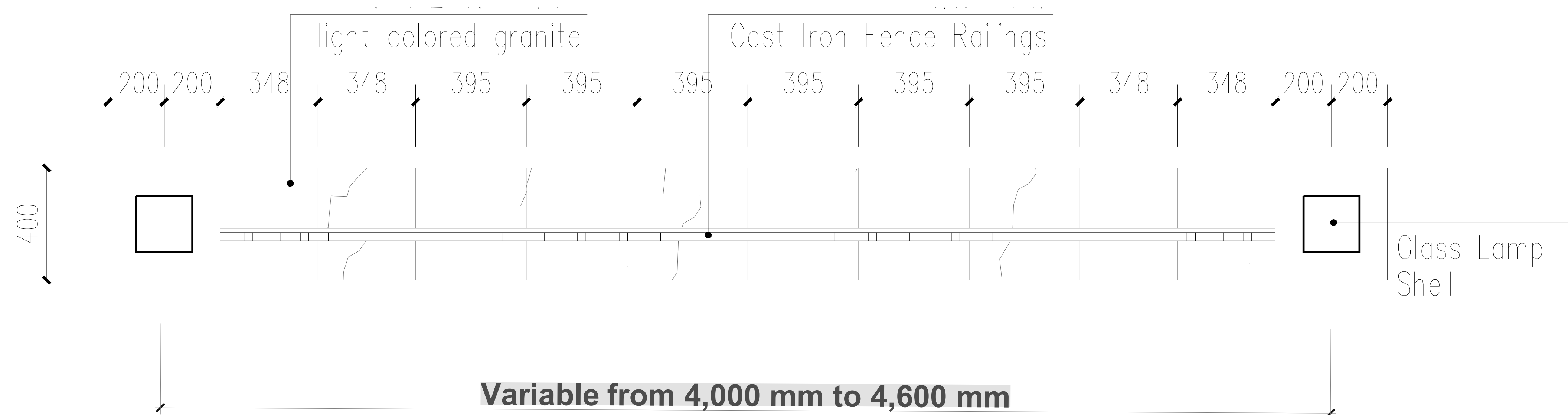
Drawn by:	Date:
Designed by:	June 2018
Drawing Scale:	1:10
Checked by:	Layout ID:
	AR-



TYPICAL ELEVATION
(For Solid Wall Fencing Portion)



TYPICAL SECTION



TYPICAL PLAN

EXISTING FENCE WALL DETAIL

Revision History			
Rev#	Chg#	Change Name	Date

Client:

AFRICAN UNION COMMISSION

#Contact Address1
#Contact City
#Contact Country

Project:
FENCE UPGRADING PROJECT

Building Name:
AHQ FENCE WALL

Drawing Status: **AS-BUILT DRAWINGS**


Drawing Name:
EXISTING FENCE DETAIL_2

Drawn by:	Date:
Designed by:	June 2019

Drawing Scale:
1:10, 1:1


Checked by:	Layout ID:
	AR- 04/04

Mail 1 boq	description	length	qty per section
mesh	2362.2W x 2500H	-	2
angle iron 1	50x3 L	2500	2
angle iron 2	50x3 L	2300	1
angle iron 3	50x3 L	4648.20	2
flatbar 1	50*3 FB	2500	2
flatbar 2	50*3 FB	2300	1
flatbar 3	50*3 FB	4648.20	2
sharktooth topping		4648.20	1
Number of sections needs to be confirmed			



= 486.95 Meter

Mail 2 boq	description	length	qty per section
mesh	2362.2W x 400H		2
mesh	381W x 2100H		2
angle iron 1	50x3 L	2500	2
angle iron 2	50x3 L	300	1
angle iron 3	50x3 L	4648,2	2
angle iron 4	50x3 L	2100	4
angle iron 5	50x3 L	381	4
flatbar 1	50*3 FB	2500	2
flatbar 2	50*3 FB	300	1
flatbar 3	50*3 FB	4648,2	2
flatbar 4	50*3 FB	2100	4
flatbar 5	50*3 FB	381	4
sharktooth topping		4648,2	1
120 sections required			



= 120 Sets