



=====

– **1**

– **2**

2-1

2.2

– **3**

: 3-1

3-1-1

3-1-2

3-2

- **4**

4-1

^a 4-1-1

4-1-2

4-1-3

4.1.4

4-1-5

() **4-2**

^a 4-2-1

4-2-2

4-2-3

4.2.4

4-2-5

()

4-3

^a 4-3-1

4-3-2

4-3-3

4-3-4

4-3-6

()

4.4

^a 4-4-1

4-4-2

4-4-3

4.4.4

4-4-5

()

4-5

^a 4-5-1

4-5-2

4-5-3

4.5.4

4-5-5

()

—

4-6

^a 4-6-1

4-6-2

4-6-3

4.6.4

4-6-5

4-7

^a 4-7-1

4-7-2

4-7-3

4.7.4

4-7-5

.5

5-1

5-2

5-3

5-3-1

5-3-2

5-3-3

5-4

5-4-1

5-4-2

5-4-3

5-5

5-6

5-6-1

5-6-2

5-6-3

– 6

6-1

.5

6-2

6-4

4.6

.7



. a

:

i_swaleh@yahoo.com :

ACHPR

AEC

ADB

AMU/UMA

APSA

,

ATI

AVAL

CAADP

CASSOA

CEN-SAD

—

CET

CEWARN

CIPRES

COMAI

COMESA

CTN

DLCO

DMC

DMCH

a

DMCN

DRC

EAC

EBID

ECCAS/CEEAC

ECOSOCC

ECOWAS

FANR

ICAO

ICPAC

" "

IGAD

IGMOU

a

ISRT

ITP

LLPI

.

LVFO

MERECF

NRM

OHADA

OIE

RETOSA

SADC

SAPP

SPA

SYSCOA

TAZARA

—

a

UNECA

UNHCR

WABA

WAGP

WAHO

WAMA

WAMI

WAPP

Westcor

WRCU

WRM

WTM

ZAMCOM

.1

a

.1

a

.

.

a

a

.

.

.

a

.2

.

a

.3

.

.2017

.

a

.4

.

—

.


.5

.2011

2009

a

.



a 2019

.10

/

.11

.12

.2009

.2

1.2

.13

a

12

1991

3

a

.14

1994

a

(6)

(34)

a

.

.

1999

9

.15

()

a

a

.

.16

2008

2007

a

:

a

.

.

2006 31 30 : .17
 2007 27 26

2008 23 19
 2009 8 4

:
 .18

a

2009 2008

23 22

2009 8 7

2008

.19

a

.(SIA II)

a

.

.

a

.20

a

.

a

a

.

.

.21

a

a

$$\vdots$$

•

•

.

•

•

2.2

.22

•

.23

•

a

•

2009

•

a

a

a

•

.24

a

•

$$\vdots$$

a

a

/

/

/

•

.25

$$\cdot (\quad)$$
$$\vdots$$

•

•

.()

.3

:

1.3

.26

.

.

1.1.3

.27

: a 1

.

a

.28

.(1) .

.() 2 (1962 :)
(0

. . 1
:

a

.

a

.

.

a

)

.(

()

:1

()

:

:1

]

()

.()

:

:2

)

.

(
.1968

:

:3

(

.(

)

)

) 1993

.(

"

.(

)

a

:

:4

/

.

.

:

:5

15

2008

)

.

.

27

(

.

a

1957

a

..

ibid , :

.33

()

.

:

.

2.1.3

.34

.

:

a

:

(

.

a

.

.

()

()

()

.

(

.

a

a

.

a

.

a

.

.

a

.

(

.

.

(

 .

 .

 a

 .

 (a

 a

 .

 a

 .

 a

 .

 (

 a

 .

 (

 .

 .

)

 a

 a

 (

 a

 .

 a

 .35

 a

 (

 a

- a .
.
:
.1
- a . /
) .
(1953
:
.2
- .(1961) R.A. .
:
a .(1962.) .
(2004 .)
.
:
.4
.
/
a
.(1963 .) .
" .
" " .
.(1969 . ,) .
(1971 .) :
a .
.
:
.
) . a
- .7

a	a	.(1969.	
a	:	.8	
.(1970 . .)	.		
,	a	.36	
a	a		
.()		
	a		
.	.	.37	
.	.		
		2.3	
.		.38	
	a		
	.		
	.		
a	.		
.	.		
	a		
	.		
	2	.1	
		.39	
(1979)	a		
.(1980)	.		
-1 .	2007	2	1
.	"	" .(2007)	- 2
		.20	

(1991) a
.1994

a : (.40
a .

1973 a .
" 3 " .

) (.41

" (a
2000 . "

· : :
.1
.2

.3

a

.4

.5

.6

.7

()

.42

a

.1

.2

.3

a .2

.43

40

$$\begin{array}{cc} & \bullet \\ \mathbf{a} & \mathbf{a} \end{array}$$
$$\vdots$$

()

 (\quad)

()

()

$$(\quad)$$

$$(\quad)$$

•

$$\vdots$$

a

.44

.1

.

.2

•

.3

•

.4

•

.45

a

a

•

(88 6)

•

a

a

.(88) () ()

a

•

.46

34

$$\begin{matrix} \bullet & \mathbf{a} \\ \bullet & \end{matrix}$$

:(1999) .1

:(2007) .2

:(2017) .3

:(2019) .4

:(2023) .5

:(2028) .6

.2034 .7

.47

a

.48

a

a

a .55

2010 16

a .

.

.56

a .

: 2007 15 2020

.1

.

.2

.

.3

.

.4

.

.5

.

2010 a .57

: a

: .1

.

: .2

.

: .3

.

: .4

.

: .5

.

a

:

.6

a

1.1.4

a

.58

/

.

2.1.4

.59

11

.60

2010

.

.61

15

a

InWent

2010

19

.

.1.2.1.4

.62

.

1999

.

a

.63

.

a

.

.2.2.1.4

a

.64

/

.

:

.65

a

...

.

3.2.1.4

:

.66

(1

.67

1975

.

a

.68

.

.

a

1994

.69

a

.

.()

2007

.70

2008

.71

2009

a
.2009

.72

2010

15 14

.73

2020


.74

(2

.75

2001

)
(2010



A/SA.04/01/08 2008 .82

a

.

West Africa Gas Pipeline

a

950

"

"

.

.

:2010

.83

(

.84

.

(

.85

.CPCS

a

.

.

(

.86

a

.

(

.87

a

a

.

.4

.1
(
.88

a

-

a

70%

a

)

63,8

(

.89

.

a

.2010

.2010

.90

-

)

)

(...

.91

17

a

.2008

a

- -)

.	(—	
.		17	
	a		.92
a			
	.		
	.		
			.93
a	COSCAP		
		.2010	
<hr/>			
	a		.94
:			
2008	a		.1
	.COSCAP		
)			.2
(
.			
.			.3
			.4
	.		

.95

•
a

•

(

a

.96

a

a

•

:

/

.1

(INTELCOM 2) 2

•

.2

•

32

INTELCOM 2

.97

a

• %45

a %55

•
2009

:

.98

)

2009

(

a

:

2010

2

.99

.

.100

2009

.

2010 6

a

.

.101

2007

.

2009

a

.

(5)

2010

.102

a

.

.103

/

2009

.

2010

(

()

a

.104

:

.1

/

()

.

.2

.
a a .

.3

.
.
a
a .

.

4.2.1.4

.105

a .
.

(2)

(1) :
(3)

.

(1
.106

678

.

1982

a

.

a

.107

1995

.

.

11 .1999

a

1999



.	a	a	10000	
			2006	.112
.		a	.	a
2008			A/SA.04/01/08	
EPSSP	.			
400		"	"	
150			OMVS	
.		.		
.		a		.113
a	.		2009 – 2006	
		a		
.2012		a		
				.114
			2007	
.()	()			
215		a	330	
()	-			
.()	()	a	()	338
			.()	
OMGV				.115
			OMVG	
a			a	

				a	
a	.				
3,6					
9,6	—		1,5	—	
			—		
		.			
					.116
			2002	5	
					.117
a	a	.			
.		2009			
			2009		
				a	
					(3
	A/SA.2/1/08		2008		.118
	2007	15	C/REG.27/12/07		
2009	.				
		.			
					(4

2006 12 29 .119

A/DEC.24/01/06

a

a

.

a

.

.

.120

100000 a

.

1,8

.

(7)

.121

2007

.

a

.

.122

2007

12

(

)

(

)

a

2007

.

10

.

.

10

.123

2009

/

.

.

.124

2008

a

a

.

2008

a

.() Compact Florescent Lamps

.

.

(5

2010

18

15

.125

.

.

a

.

.

6-2-1-4

HIV/AIDS

.126

()

()

a

HIV/AIDS

.

.127

UNAIDS

HIV/AIDS

a

2008

a

HIV/AIDS

.

7-2-1-4

()

.128

2006

12 – 11

2008

()

.

()

.

.129

a

.

.2008

2010

.130

.2011

8-2-1-4

.131

2000

.

a

.132

.

a

.133

a

.

.134

2008

.WAMZ

.135

a

.

a

.136

a

a

.

2010 16 – 15

ICAO

. 2010

.137

" "

a

.

a

.

)

ECOVISA "

"

•

(

.138

(

) ECOVISA

2009

.

8-2-1-4

1979

.139

.

2000/1/1

2003

.2004

a

.140

2004 / 1 / 1

:

2004 % 100 (1)

2005 % 80 (2)

2006 % 60 (3)

2007 % 30 (4)

.% 2008 / 1 / 1 a (5)

a

a

.141

:

(1)

(2)

(3)

a

% 60

a

a

a

a

a

.()

.142

a

a

.

-

:

.143

:

.1

.144

—

—

.

a

.145

a

.

:

(1

a

.2009

a

(2

a

.

(3

(4

.

a a .146

a

.146

$$\vdots$$

.% 35

•

•

.147

$$\vdots$$

7

(1

•

!!

!!

2009

2007

27

•

•

.148

— —

2009

a

.

a

.149

a

.

a

2010

.150

.

\

.

..... : a 3-1-4

:

.151

	2009 ()
: : a • () • • •	(WAHO)

<p>•</p> <p>a)</p> <p>a</p> <p>.</p> <p>•</p> <p>2013</p> <p>()</p> <p>a</p> <p>.</p> <p>.</p> <p>()</p> <p>(</p> <p>.</p> <p>)</p> <p>(</p> <p>a</p> <p>.</p> <p>a</p> <p>a</p> <p>.</p> <p>a</p> <p>:</p> <p>•</p> <p>•</p> <p>a</p> <p>a</p> <p>•</p> <p>•</p> <p>a</p> <p>15 65 3776</p> <p>a</p> <p>10</p> <p>9.9%</p> <p>5%</p>	<p>a</p> <p>..</p> <p>a</p>
<p>(EMCP)</p> <p>•</p> <p>a</p> <p>.</p> <p>2020</p> <p>.</p>	<p>(WAMA) / /</p> <p>a</p>

<p>.</p> <p>a</p> <p>a</p> <p>a</p> <p>a</p> <p>.</p> <p>a</p> <p>2015</p> <p>.</p>	<p>a</p> <p>.</p> <p>/</p> <p>a</p> <p>.</p> <p>2008</p> <p>a</p> <p>.</p> <p>a</p> <p>2008</p> <p>a</p>
<p>a</p> <p>)</p> <p>a</p> <p>(</p> <p>:</p> <p>(</p> <p>a)</p> <p>)</p>	<p>2008</p>

<div>/ /</div> <div>2001</div> <div>a</div> <div>a</div> <div>2009</div> <div>a</div> <div>a</div> <div>a</div> <div>a</div> <div>a</div> <div>2009</div> <div>30 29</div> <div>2004</div> <div>a</div> <div>a</div> <div>a</div> <div>2011</div>			<div>a</div> <div>()</div> <div>a</div> <div>∨</div> <div>∨</div> <div>•</div> <div>•</div> <div>•</div>		
<div>a</div> <div>2009</div>					

<p>.</p> <p>2010</p> <p>a</p> <p>a</p> <p>a</p> <p>.</p>	<p>a</p> <p>2009</p> <p>" "</p> <p>.</p> <p>.</p> <p>()</p> <p>()</p> <p>.</p> <p>a</p> <p>.2009</p>
--	--

4-1-4

.152

.153

1989

a

•

a .154

•

a

a

a

•

•

a

1982

a

a

•

a

.155

a

1990

a

a

•

a

•

a

.156

•

•

a

a

a

a

.

a

.157

a


•


a

.158


100

15





5-1-4
.165



·
2-4
()

1993 () **.167**

a
1994 **.1981**
8
a
a
· a
·
a
a
.168

·
·
a 1-2-4
a **.169**

· a
·
"
a
·"
2-2-4
1-2-2-4

: .170

a)
... (

.
: .171

.1

.2

—

.3

a .4

.5

. a

2-2-2-4

2009	%7		.172
13 7		2008	
2009	12 7	2008	

.2008 2000

a

.

.

3-2-2 – 4

2009

.173

a

.

.

.174

a

.

a

a

.175

.

.

.176

a

.

.177

a

a

.

.178

a

.

.179

2012

:

(1)

.1

a

.

.%70

a

(2)

.2

a

12

(3)

.3

a

a

.4

.

:

.180

a

.1

14

.2

a

.

:

.181

a

.

17

a

2010

19

.

.182

a

a

.

.

a

2010

.183

a

.

a

.

a

.184

a

.

.

:

●

a

()

•

(ASYCUDA)

•

•

.

a

:

a

.185

a

.

.

2008

.

19

9

—

a

13

2008

.

.

.186

a

.

.

:

•

.

:

•

.

:

•

.

:

•

.

—

.187

—

.

.

.i

)

.ii

:

(

—

—

a

350,000 – 300,000

a

a

38,000

% 50

a

.

2012 – 2011

.188

a

10,400

.

20,000

2015

2011

30,000

a

2016

a

2013 2012

.

.189

()

a

.

a

a

a

.

.iii

:

a

.

:

.iv

a

a

a

500 300

.

a

a

% 25

a

a

.

.190

:

:

: 2

5,0	25
6,0	
10,0	

:

.V

.

.Vi

.

:

.Vii

a

(CAADP)

a

" (CAADP)
a (ACTESA) " "

20

a

" "

:

a

—

—

—

.

.191

(CAADP)

2010

a

CAADP

a

a

.

(GAFSP)

.192

150

2010 / 10 / 1

.

.193

45

.2010 / 8 / 1

.194

2010 / 12 / 31

.

.Viii

a

a

.

4-2-2-4

.195

.

:

PTA

•

"PTA"

.196

2007

2

a

2006

5,4^a
a

2007
128
156

a

.

:

a

.i

.

a

.ii

.

a

.iii

.

a

.iv

.

.v

.

a

.197

a

a

.

.198

a

2009

40

a

a

a

2010

31

1999

a

.

•

.199

REPSS

(REPSS)

.

()

.200

REPSS

:

.

.201

:

.

.202

.

(ZEP-RE)

•

1992
19

(ZEP-RE)

.203

2007

ZEP-RE

27,3

	a	1996	
.	a		.204
		ZEP-RE	
) ZEP-RE		
	(PTA		
	(RCTG)		
3	RCTG		
		2010	4 –
.	ZEP-RE		
	a	ZEP-RE	a .205
	BBB	a	AA a
1998	% 35	a	
6,2			
		.2009	
			.206
2010			
	.		
<hr/>			
		1990	.207
.	.		
.			.208
	.		
.	.		
a	.	2007	

.2010

.ESALIA

2001

•
.209

.210

.211

.212

§
§
§
§
§
§
§
§
§
§
§

a .213

. a .214

a . a

a 2010 13 .215

. a a .216

. a .2008
25

a .

. 200 .217

. 2009 .218

75
%100 a 233
.2008

2009

•
.219

() :

()

(a)

()

.

4.2.2.5

.220

()

.()

.221

a

.

a

.

a

.

.

.222

2007

a

a

.

.

4.2.2.6

.223

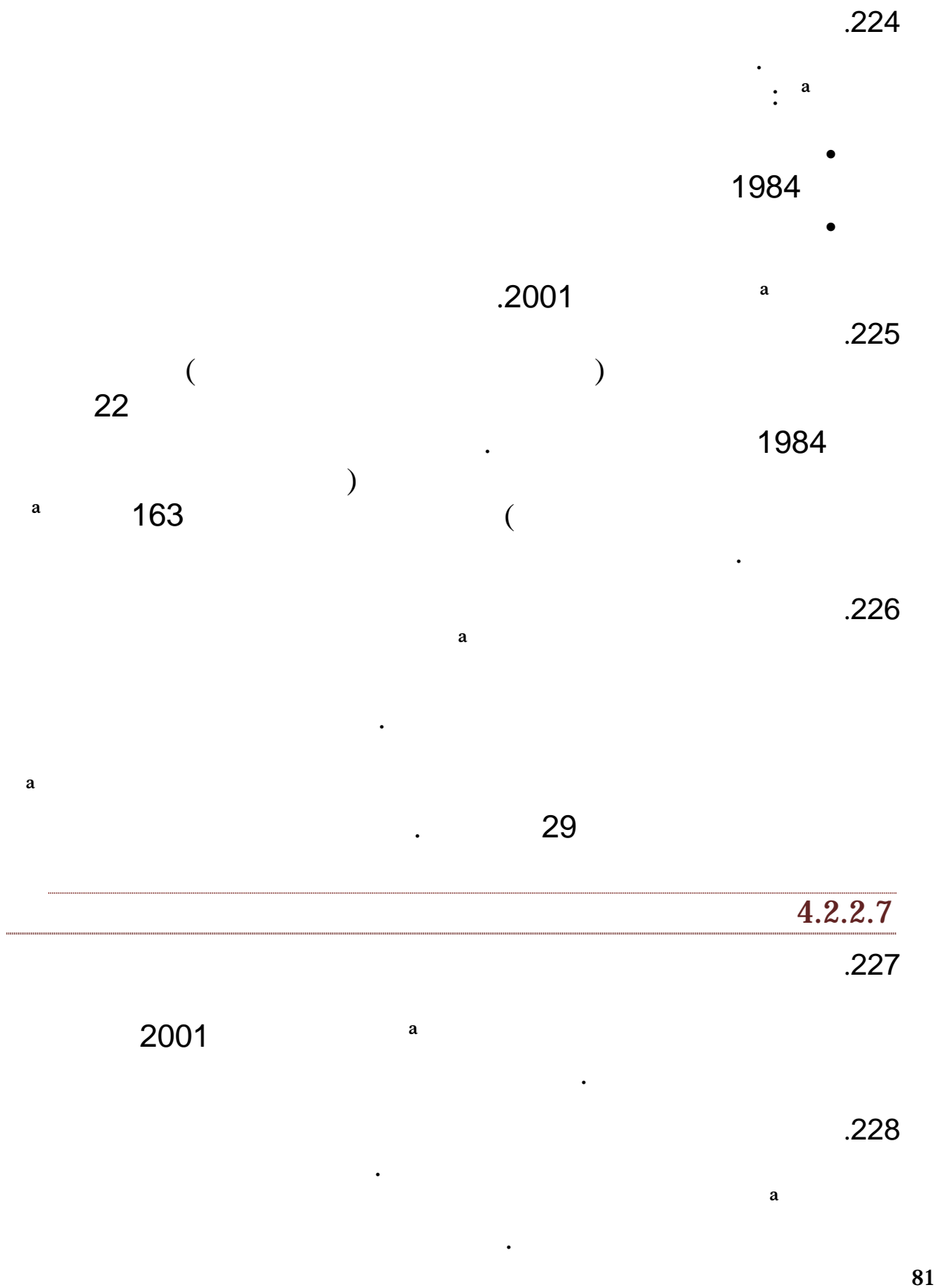
a

.

.

2001

.



.229

a a .

.

()

.230

:

a

.

)

()

(

()

.231

.

a

a

.

.2014

:

a

2002-2000 *
2006 – 2002 *
2010 – 2006 *
2014 *

a

)

(

a

.232

:

(

(

(

(

(^a

(

(

:

.233

:

.

)

.(

47

Codex Alimentarius

.

—

:

^a

.

.

:

^a

%6

^a

^a : (

)

:

•

a

•

•

•

•

a

20

•

a

•

●



●

●

4.2.3

.234

		2009
a	11	•
		•
		.
		•
a		
		•

<p>2012</p> <p>a</p> <p>:</p> <p>1</p> <p>•</p> <p>%70</p> <p>.</p> <p>2</p> <p>a</p> <p>(12)</p> <p>3</p> <p>a</p> <p>.</p> <p>a</p> <p>.</p> <p>.</p>	
<p>.</p> <p>a</p> <p>-</p> <p>5</p> <p>.</p> <p>-</p> <p>19</p> <p>15</p> <p></p> <p>a</p> <p></p> <p>-</p> <p>.</p> <p>.</p> <p>-</p> <p>(FANPRAN)</p>	<p>:</p> <p>.</p> <p>a</p> <p>.</p> <p>a</p> <p>(REFORM)</p> <p>10</p>

<p>100 (a)</p> <p>5)</p> <p>25</p> <p>100 6</p> <p>100 10</p>	<p>%25</p> <p>a</p>
<p>a</p> <p>300,000</p> <p>350,000</p> <p>%50 38,000 a</p> <p>10400</p> <p>2015 -2011</p> <p>2012/2011</p> <p>20,000</p> <p>2016</p> <p>30,000</p> <p>2013 – 2012</p> <p>NTOs</p>	<p>)</p> <p>.(...</p>
<p>2008</p> <p>19 9</p> <p>a 13 2008</p> <p>25 a</p> <p>a</p>	

<p> \cdot \vdots \vdots \vdots \vdots \cdot </p>	<p> \bullet \bullet \bullet \bullet </p>
<p> 19 – 17 \cdot () \cdot a (13) \vdots a 2010 2010 10 7 \cdot a </p>	<p> \bullet \bullet \bullet </p>

<p> \vdots \bullet \bullet </p>	
--	--

<p>1999</p> <p>()</p> <p>PTA</p>	<p>a</p> <p>a</p>
<p>a ZEP-RE (PTA)</p> <p>-</p> <p>-3</p> <p>2010 4</p> <p>ZEP-RE</p> <p>BB ZEP-RE AA ZEP-RE -</p> <p>.1998</p>	<p>ZEP-RE 1992</p> <p>ZEP-RE</p> <p>a</p> <p>a</p> <p>.(19)</p> <p>2007</p> <p>27.3</p> <p>ZEP-RE</p> <p>.1996</p>

<div> <div> <div>2009</div> <div>6.2</div> <div>30%</div> </div> <div> <div>ZEP-RE</div> <div>-</div> </div> <div> <div>2010</div> <div>.</div> </div> </div>	
<div> <div>2010</div> <div>a</div> <div>2007</div> <div>a</div> <div>ESALIA</div> <div>a</div> <div>-</div> </div>	<div> <div>.</div> <div>.</div> </div>
<div> <div>2010</div> <div>13</div> <div>a</div> <div>-</div> <div>2008</div> <div>a</div> <div>200</div> <div>25</div> <div>93</div> </div>	<div> <div>2007</div> <div>400</div> <div>7</div> </div>

<p>2009 -</p> <p>233</p> <p>75</p> <p>a</p> <p>.2008 %100</p>	
<p>a</p> <p>•</p> <p>a</p> <p>•</p> <p>2007</p> <p>a</p> <p>•</p> <p>•</p> <p>a</p> <p>•</p> <p>22</p> <p>26</p> <p>2008</p> <p>a</p> <p>a</p> <p>2012</p> <p>•</p>	<p>()</p> <p>.()</p>
<p>-</p> <p>2010 13</p> <p>a</p> <p>.2011 10 9</p> <p>26</p> <p>2008</p> <p>580 a</p> <p>-</p> <p>-</p> <p>•</p>	<p>•</p> <p>•</p>

<p>· -</p> <p>a ·</p> <p>· 26</p> <p>a</p> <p>· ·</p> <p>a · -</p> <p>a ·</p> <p>·</p> <p>·</p> <p>·</p>	
<p>2001</p>	<p>a ·</p> <p>·</p>
<p>() :</p> <p>() 2009</p> <p>() ()</p>	<p>a ·</p> <p>a</p> <p>·</p> <p>·</p> <p>·</p>

(^a)	()	.
------------------	-----	---

4.2.4

a .235

.

:

.236

.

.

.

.

.

()

a

a .

.

.

.

2001

.

4.2.5

a	.	a	a	.237
2008	.	/	/	
.		26		
2018			2014	.238
			.2025	
			.	

()

: a

.239

a	.			
2007				
.()				
			.	
a	.	1983	1983	.240
		18		
)	
			(
		()
			.	

	1985				.241
		a	.		
		1999	.		
	a				
	.2004				
	%2.7				.242
2002	.2015	164			
		%80			
	.				
	:	a			.243
	.			:	
a	.	a			
a	200				
a		:			
<hr/>					
		a	4.3.1		
					.244
	.				
	.				
1999					.245
	.				
a					§
					§
					§
					§

(FOMAC) .246
: a
(MARAC)

(COPAX) .247
(MARAC) §

a a §
a .

a (FOMAC) §

.248

.249

a . a
a MARAC .250

. a a
a .
.251

2007 .252
4

4.3.2

a

.258

.

:

a

.259

4.3.2.1

1992

28

.260

.

.261

a

.

:

a

.262

.

a

.263

.

.

FOMAC

.264

.

.

1993

4.3.2.2

1993

.265

(MARAC) 1993

a

.(FOMAC)

a

1999

.266

.267

.268

4.3.2.3

.269

.270

(FOMAC)

(MARAC)

a

.271

a

. 100

4.3.2.4

a .272

. a

.

.273

.

.274

a

()

.

a

.

.

4.3.2.5

.275

.

.

.

a

.276

.

a .277

.

.

.

.

4.3.2.6

PRSA .278

a

.

.

)

a

.279

(

.

.280

.

a

.

a

.

a

a

.281

a

.

.

(

/

)

4.3.2.7

/ .282
 :
 / n
 / n
 a
 / n
 n
 n
 /

4.3.2.8

2006 .283
 " ()
 ."

99/07-UEAC-07OU-042-CM-16 .284

.285

a .286
 .

.287

2007

.291

.292

<p>a</p> <p>()</p> <p>a</p> <p>:</p> <p>a</p> <p>:</p> <p>(FOMAC)</p> <p>()</p> <p>a</p> <p>2007</p> <p>.</p> <p>a</p> <p>a</p> <p>.</p> <p>a</p> <p>.</p> <p>(7)</p> <p>:</p> <p>(11)</p> <p>MARAC</p> <p>MARAC</p> <p>(5)</p> <p>FOMAC</p> <p>2010</p> <p>FOMAC</p>	<p>()</p> <p>2004</p> <p>1993</p> <p>a</p> <p>(MARAC)</p> <p>(FOMAC)</p>
<p>2006</p> <p>"3</p> <p>"</p> <p>FOMAC/ MARAC</p>	<p>a</p>

	2011	PAPS	•	
24	:	a	2009	2003
	2025		•	
	PDCT-AC		:	
			(1)	
			(2)	
		/	(3)	
			(4)	
			(5)	
			(6)	
			(7)	
			(8)	
	PDCT-AC			
	2015 – 2008			
2011 – 2010				
			(1)	
			(2)	
			(3)	
			/	
			(1)	
	(1) :			
	ARTAC		(2)	
	Tics /		(3)	

<p>2007</p> <p>2010 – 2007</p> <p>a</p> <p>:</p> <p>:</p> <p>a</p> <p>2011 – 2010</p> <p>(3)</p> <p>(1)</p> <p>(2)</p>	.
<p>/</p> <p>2008</p> <p>16 – 14</p> <p>a</p> <p>.2009</p> <p>/</p> <p>2009</p> <p>19</p> <p>2010</p> <p>:</p> <p>/</p> <p>.</p> <p>.</p> <p>.</p> <p>.</p> <p>.</p>	.
<p>a</p> <p>.</p> <p>.</p> <p>:</p> <p>)</p> <p>.</p> <p>.</p> <p>.</p>	.

2004	%100	(
%90 2005	%70 2004	%50	
(PDCT-AC)	2007	%100 2006	•
.	2010		
()		
.			

4.3.4
.293

a 2008

a

.

:

.

.294

a

.

.295

.

a

.

.

.

a

a

.

		.296
	.	
.		.297
()	.	
	.	
.		.298
	.2008	
a		
	.	
	.	
a	.	
	.	
		.299
.		
	.2004	
<hr/>		
<hr/>		
		4.3.5
<hr/>		
.2010	a	.300
	()	4.4
<hr/>		

a	%70	.301
a		
a a		
.	%35	
a		.302

a 4.4.1

:	a	.303
		-1
		-2
		-3
		-4
		-5
		-6
		-7

4.4.2

:	.304
---	------

4.4.2.1

2008	.305
2008	
.	

.
 a .306
 .
 a
 a
 /
 ()
 . a
 . a

4.4.2.2

a .307
 2012
 .
 44000

.
 .308

. a
 400
 a
 De Cobra Bassa
 .2009 – 2008
 1,700
 2010

. a
 .
 .309
 13 – 10
 2010
 : a

%10 (1)

/

.

(2)

a

.

.

%10

.

(3)

.

4.4.2.4

.314

.

-

a

a

.

a

.

a

.315

.

.

a

.316

ICM

.

)
.() (

a

a

%70

%.80

.317

a

a

.

4.4.2.5

.318

2007

.

:

(1)

(2008

)

(2)

(3)

6-2-4-4

.319

RETOSA

_" a " _

•

UNIVISA

•

•

"

•

•

a

.
 .323
 % 100
 XDR
 a

XMDR/XDRTB

9-2-4-4

a 2006 .324

:

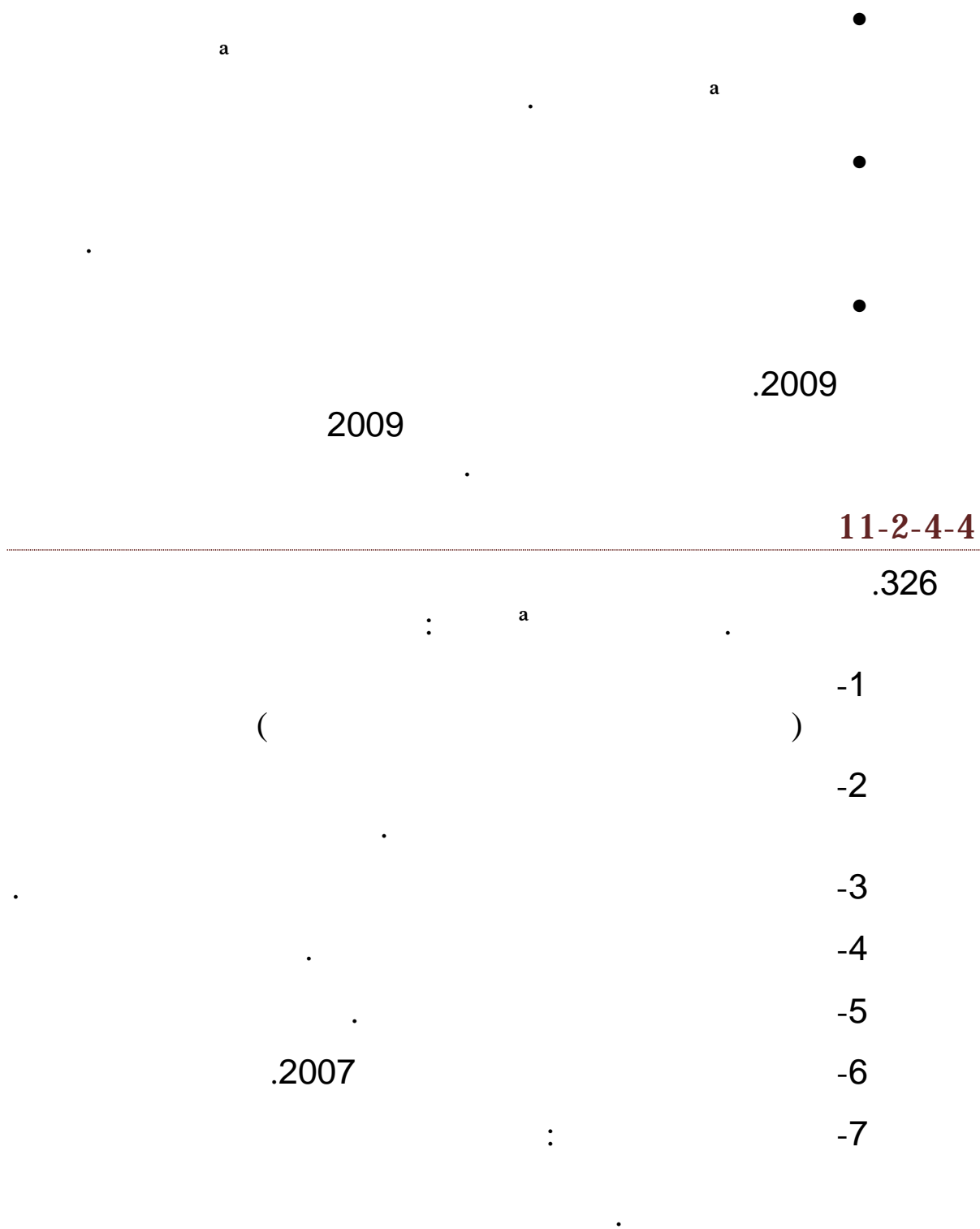
– 2008) (2010

a

10-2-4-4

.325

●



2007 -8

-9

-10

a -11

3-4-4

.327

<p>2009</p> <p>()</p> <p>(HS headings 5808 to 5212, 5407 to 5408, 5512 to 5516; chapter 60; 61; 62 1nd (63)</p> <p>HS (/ heading 1901)</p> <p>)HS. 8544</p> <p>(</p> <p>•</p> <p>:</p> <p>-1</p> <p>-2</p> <p>-3</p> <p>•</p>	<p>2008</p> <p>.</p> <p>a</p> <p>.</p>

.2009			
	•		a
2008	•		
2009	•		
a			
2010	•		
.2010			
48.649 a	55.927 a	•	
.2009		•	
53.445		•	2012
	46.772	•	44.000
a		•	
1379 a		-1	
2010-2008	(1)		
130	86 a		
5.961		-2	
.2010-2008	3.9		
100	85		
13.5		-3	
-2011	8.800		
	.2013	•	
a	44.000	a	
.2025 – 2011	41.5		
	•		ESKOM :
	•		
	•		.SAPP
	•		

<p>-1</p> <p>-2</p> <p>-3</p>	
<p>•</p> <p>•</p> <p>•</p> <p>a</p> <p>2009</p> <p>- 1</p> <p>a - 2</p> <p>- 3</p> <p>a</p>	<p>:</p>
<p>:</p> <p>•</p> <p>•</p> <p>•</p> <p>a %80</p> <p>a</p> <p>.(2010)</p> <p>•</p>	<p>_____</p> <p>a</p>

<p>2007</p> <p>11</p> <p>2009</p>	
<p>.Danida</p> <p>a</p> <p>(1)</p> <p>(2)</p> <p>(3)</p> <p>(4)</p> <p>(5)</p>	<p>2007</p> <p>(1)</p> <p>(2008)</p> <p>(2)</p> <p>(3)</p>
<p>2010 – 2009</p> <p>2010</p> <p>2010</p>	

<p>.</p> <p>a</p> <p>a</p> <p>.</p> <p>a</p> <p>24 15</p> <p>.</p> <p>a</p> <p>.</p>	<p>•</p> <p>•</p> <p>•</p> <p>– 2008)</p> <p>.(2010</p> <p>a</p>
<p>a 2005</p> <p>:</p> <p>:</p> <p>)</p> <p>.(</p> <p>.</p> <p>.</p> <p>.</p> <p>.</p>	<p>a</p> <p>•</p> <p>•</p> <p>-1</p> <p>-2</p> <p>-3</p> <p>-4</p> <p>-5</p> <p>.2009</p> <p>2009</p> <p>a</p> <p>.</p>

4-4-4

.328

2010

.

a

.

a

. a

a .
.

)

(
a

a .

.

.329

2005
()

.

.330

.

.

.

a

.

a

a .331

a

.

.332

a

a

a

.

. /

.333

a

a

/

•

a

.334

a

•

•

UNIVISA

•

.335

•

.336

•

•

a

•

5-4-4

$$\vdots$$

a

.337

2010

●

●

2016

2015

.2018

.338

a

.2010

2009

a

a

.339

"

"

a

()

5-4

.340

a

.(IGADD)

1986

a

1993

1984 1974

.341

a

a

a

1984 1983

.342

a

1986 16 .
a
a
1995 .343

1996 21 .
/ " " a
.() " 1996 25 .344

() a
a
:
a
•
•
a
•
•
1998 .345

() 1-5-4
:() a .346
-1

-2

-3

.

-4

a

-5

.

-6

.

-7

-8

a

-9

()

-10

.

a **2-5-4**

.347

a

:

•

•

•

a

.

a

/

.

1-2-5-4

a

.348

.

2000

.349

1996

a

a

.

.350

2002

.2003

.2003

a

a

.

.

.351

·	—	a	.352
		a	
:	a		
	()	
	.()	
			.353
·			
	·		
		a	
			.354
·	CSO,s		.355
			.356
a		a (2011 – 2007)	
·			
	·		
			2-2-5-4
		1999	.357
		a	
	1988		
·			

131

.

.360

/

:

.

/

.

:

.361

. ...

.362

a

a

.

:2011

●

●

/

/

.

•

•

•

•

•

•

•

•

•

•

•

3-2-5-4

:

.363

.UNCCD

-1

-2

.UNCCD

-3

.

-4

.

.	.	-5
"	"	.364
.	/	
.		
a	ICPAC	
.		
	-	
.	.	
.		.365
	"	
	a	
a		
	.	
a		.366
	.	
	a	.367
a		
	.	
	a	
.		
	2006	.368
:	a	
.	.	
	.	
a		.369
a		
.		

10

.

.

a

.

.2009

a

.370

:2010

-

a

.

a

.

a

.

-

.

.

-

a

.

a

a

.

2010

.

.

a

a

a

.

a

.2010

2010

-

.

()

.

.371

a

•

•

.372

a

a

•

/

a

a

•

•

•

.373

24

a

•

1989

1998

.374

a

a

a

•

a

.375

a

•

-1

-2

-3

:

.376

•

•

•

•

•

•

•

•

•

•

•

•

•

•

•

•

.377

$$(\quad)$$

.378

.379

CEWARN

.380

.381

a

.382

:

2008

.

2010

.

*

(5)

a

a

.383

(4)

a

.2009

(2)

a

%40

.

.

a

.384

.

—

.

*

.385

.

.

.

*

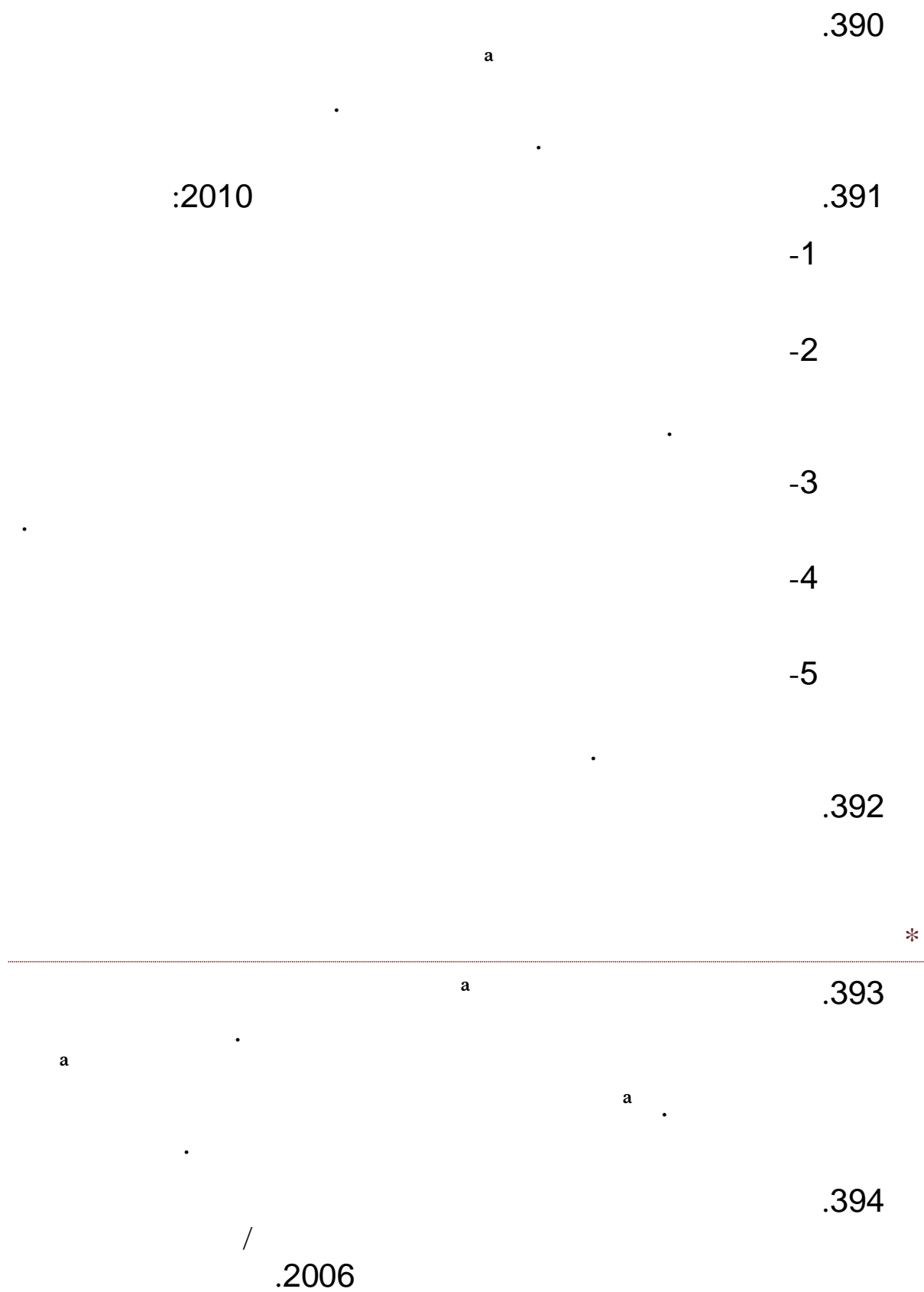
.386

a

a

.

•



	2010				.395
	.				
					*
					.396
				.ACP	
.					
	3.35				
ACP					
.2008				2007	
		.2011			
					.397
	/			a	
a	.	/			
	2010			2009	
				110.000	
			.		
:2010					.398
				•	
		SPS		•	
		SPS		•	
SPS				•	
SPS				•	
			.		
					*

/

.399

.

2009

.

: 2010

.400

/

-1

-2

-3

.

/

-4

•

/

2003

.401

:

a

()

.

.402

2003

223

.

.403

		2007	
	.		
	:		.404
	.		
	a		
2.366	.		a
	.		
		.2008	a
a	a		.405
.(PE2)		.(PE2)	
	.		
:		2010	.406
			-1
			-2
	.		-3
		/	-4
			-5
			-6
			-7
			-8
	.		-9
			.407

.408

a

.2010

4-2-5-4

.409

a

.

a

.

.410

a

.

a

a

a

.

.411

a

.

5-2-5-4

.412

a

.

a

.

2008 22 – 18

a

a

.

.413

7 5

.						a
.						
			a			.414
.2008			a			
						.415
						6-2-5-4
						.416
.						
				2008		
				.		
						7-2-5-4
						.417
18			.			
30			.2011	30	2004	
.	a		a		.2009	
a						.418
ESA RSP and RIP			a			
a						
.						

a

a . a

.419

.

8-0-5-4

.420

.

. — " — " a .

.421

. a a . — —

: .422

. • . • .

a .423

2009 15 12

.

(360) — : 1267 a
(385) — (372) —
.(150) —

2389

(207) () – () :
 – (797) – (154) –
 .(1231) –
 25 – 20 .424
 –) a
 . (–

9-2-5-4

a .425
 .
 .2005

9 –
 . a
 a
 . 2010
 . 2010
 .426
 .
 a
 .

*

.427

.
 a .428

	.NMHSs	•
•		•
		•
	•	
/		10-2-5-4
<hr/>		
		.433
	/	
•		
2006-2005		
/		
/)
	.2007	
		15
•		
	:	2008
/		
	•	•
2009	a	a
		.434
	:	
		-1
/		
	•	
	/	-2
	•	/
•		-3

		-4
.	/	
		-5
.	/	
		-6
.	/	
		11-2-5-4
<hr/>		
:		
a	a	.435

() :	a	.
()		
	.	
:2008	() 1	.436
	/	-1
() 1		
.	.	
		-2
a	.	/
	.	
	:() 1	
a		-1
.	a	
		-2
.		

· -3
· a

-4

·

-5

.2008

12-2-5-4

.437

·

a

·

2010/

:

:

.10

13-2-5-4

.438

·

·

/

/

"

a

"
.

a .439

/

.

14-2-5-4

.440

—

.

.

.

15-2-5-4

.441

.

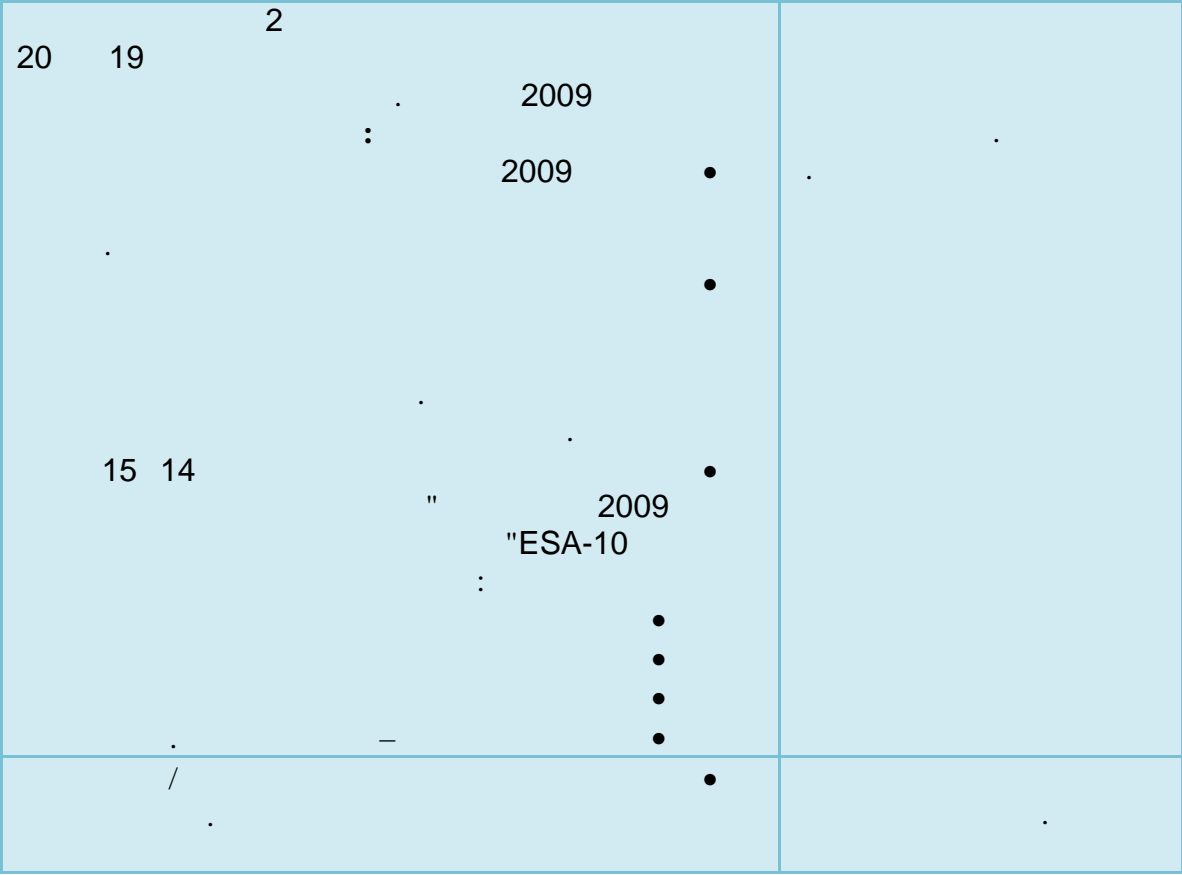
.

3-5-4

.442

	2009
*	(2011-2007) a

<p>ASALs</p> <p>2010</p> <p>ASALs</p> <p>2010</p>	<p>.</p>
	2008
<p>2009 17</p>	<p>2004 18</p> <p>2011 30</p> <p>2009 30</p>



4-5-4

.443

a

a

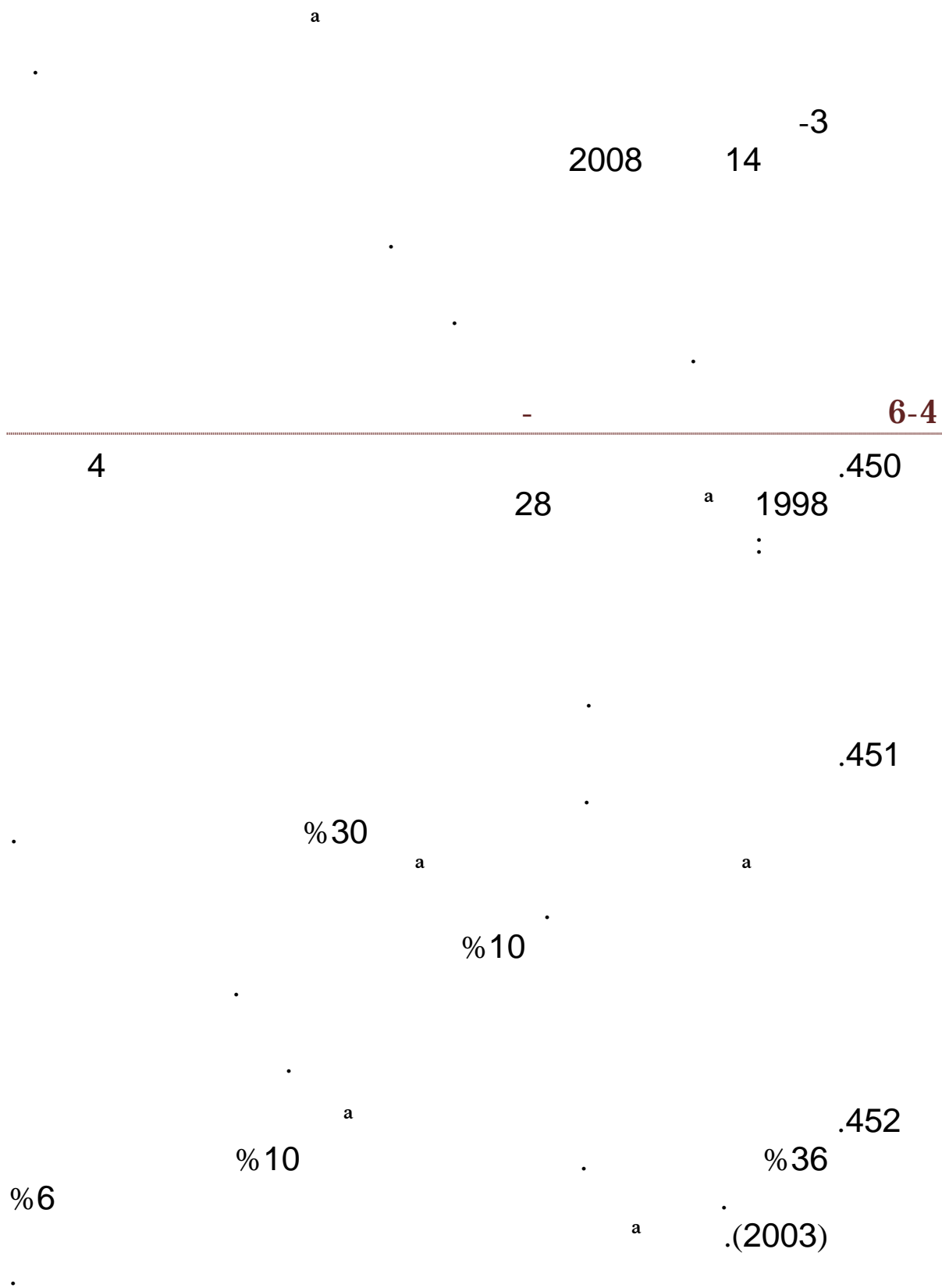
a

a

.444

a

	/	.445
	.	
a	a	.446
	. —	
	.	
a		.447
.		
		a
	a	
	.	
	.	
a	a a	.448
	a	a
a	.	
)	a	a
	a	.(
a	a	a
.		
<hr/>		
:		5-5-4 .449
		-1
.		
		-2
	a	
	.	



3

.

%7.5

2008

a

a 1-6-4

a

a

.453

(1991)

.

a

-

a

.

-

:

-1

.

-2

.

-3

.

-4

.

-5

.

-6

.

-7

.

2-6-4

1-2-6-4

a .454

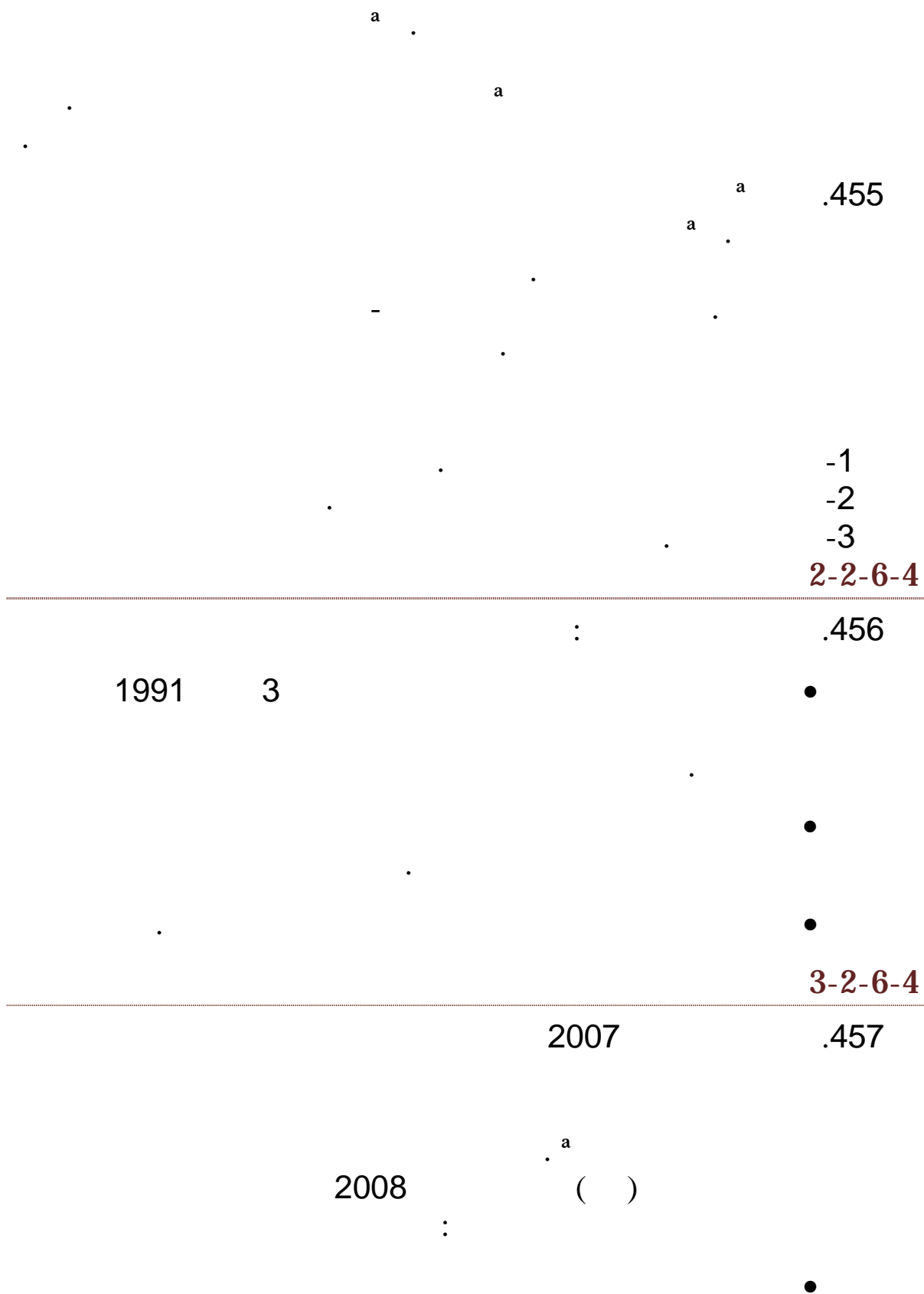
()

a

.

28

.



.2010 – 2008

:

•
•
•

.458

.

.459

.

*

.460

a

(

)

.

a

.

a

a

a

a

.

a

.

a

a

.461

a

.

.

()

a

(

a

.

*

.462

2004

)

9.3

(

a

.

.2007

2009

31 – 3

2010

12

.463

12

29.25

.464

.465

.466

2010

2010

.467

●

●

●

•

)

%70

a

(

.468

.

1.115

•

—

.469

a

2005

a

•

.470

2010 – 2008

OSS

2.7

a

.CILSS

$$\vdots$$
$$(\quad)$$

●

•

•

• ()

●

a

•

a

•

●

2009	.	0.98	(2009/2008)	.471
			/	

Figure 1 is a 3D scatter plot with three axes: CILSS (vertical), OSS (horizontal to the left), and 2010 (depth to the right). The plot shows several data points as dots. One specific point is labeled 'a' and is located in the upper right region of the plot, indicating high values for all three variables.

•

• .472

\cdot — — .473
a a

.475

∴

	.	/	•
	.		•
.			•
	.		•
	.		•

5.2.6.4

		.477
a	.	
	.	
		a .478
	:	
.	()	.1
	.	.2
	.	.3
.		.4
	.	.5

6.2.6.4

	a	.479
a a	.	
	a	.

:

.

7.2.6.4

.480

a

a

.

a

a

a

.

.

.481

2009

:

4 3

)

.1

.(

)

.2

.(

a

.

.3

.

:

8.6.2.4

.482

a

a

.

a

a

a

.

.

:

9.6.2.4

a

-

a

.483

—

.

.

a

:

10.2.6.4

a

.484

a

1

2

.

.

.485

a

.

a

.

.

.486

a

:

●

.

17

a

.2009

.487

a

:

.488

:3 .1

:4 .2

:5 .3

:6 .4

a :7 .5

a :8 .6

:

11.2.6.4

.489

a

.

.

:

3.6.4


:

.490

2010	2009
<div> <div>.</div> <div>:</div> <div>.</div> <div>.</div> <div>a</div> <div>.</div> </div>	
<div> <div>.</div> <div>a</div> <div>.</div> </div>	<div> <div>()</div> <div>31 3</div> </div>

<p>•</p> <p>a</p> <p>a</p> <p>7</p> <p>•</p> <p>•</p>	<p>.2009</p> <p>12</p> <p>a</p> <p>a</p> <p>29.25</p> <p>•</p>
<p>•</p> <p>a</p> <p>•</p> <p>2010</p> <p>28</p> <p>•</p> <p>•</p> <p>2007</p> <p>•</p> <p>.2008</p>	<p>•</p> <p>•</p>
<p>/</p> <p>2009</p> <p>•</p> <p>/</p> <p>•</p> <p>2010</p> <p>OSS</p> <p>CILSS</p>	<p>– 2008</p> <p>2010</p> <p>OSS</p> <p>CILSS</p>

<p>.</p>	<p>•</p>
	<p>:</p>
<p>.</p>	<p>•</p>
<p>2009 :</p>	<p>•</p>
<p>)</p>	<p>-</p>
<p>)</p>	<p>-</p>
<p>.(</p>	<p>-</p>
<p>.</p>	<p>a</p>
<p>17</p>	<p>•</p>
<p>.2009</p>	<p>a</p>
	<p>•</p>



:

4.6.4

.491

.

a

.

%36

a

.492

%10

.

a .%6

.

.493

"

a

"

.

a

.494

:

.

%10

.

.

a

a .500

% 10 : 2007

% 20

:3

a .501

(2014 31 2007) 8

2014
a

.2006 29 28
a

.502

2006

:

.503

a a .

(a)

.

a a .504

a

a

.

a

a

.505

()

—

•

.7.4

a () .506

a

1999 30

$$\vdots$$

a

2000 7

1

2007 18
.2007

.507

1922

1900

1948)

(1967 – 1961)

(1961 –

.1977 1967

1977 .508

a

a

•

.509

•

1984 . .510

1991 a .

.1993 30 a .

1996 14 .511

5 1966 .

a a

.1999 30 ()

2001 24 .512

a

.2005

.513

2006 2

a . a (2010 – 2006)

19 .

2011 .514

a .

.515

a

•

$$\begin{pmatrix} \bullet \\ \bullet \end{pmatrix} \quad \mathbf{a}$$

2007

.516

2007

a

•

•

.517

120

41

1.85

•

•

.518

•

•

•

a

.519

•

a

4.7.1

— .520

a . —

a .

2010

2005

a 2012

.
.521

a .

a .
a .

.522

.

2.7.4

.523

a a .

.

:

.524

.

....

a)
2012

(1997

.525

.

.

.

a

a

.526

.

a .2020

.

1.2.7.4

.527

(CASSOA)

a

2007

2.2.7.4

.528

2005

.2010

3.2.7.4

.529

() —
a . () —
— a — 240 200 %70
.2011

.2011

a

2009

2009

.530

a

.531

a

()
a

2007

(CASSOA)

15

a

2010

.2007

()

a

a

a

a

a

4.2.7.4

.532

2006

a

.

.

:

5.2.7.4

.533

.

7

."

"

a

600

1.2

.

.

.IPPF /

2010

.

2009

a

.

.

2009

.534

.

.

.

.

.535

$$\bullet \quad \text{WTM} \quad (WTM)$$

7.2.7.4

2007	11	.536
------	----	------

2007	11	.536
------	----	------

2007	11	.536
------	----	------

(MERECP)

8.2.7.4

.537

.

:

9.2.7.4

.538

.(2015 – 2011)

46

(IUCEA)

.

.

.

:

10.2.7.4

.539

a

.

.

.

:

a

.540

a

.

.

					a	.541
				a	a	
	.				a	.542
		.		a		
			.			
		a	.			
			.			
a						.543
%85				%39	a	
(%10.4)		%14		3230		
		.		2131		
					.	
					a	.544
		.				
	.					
		.				
		a				
	.					
			:			11.2.7.4
				a		.545
	.	a				
				2000		
/		a	2000			

12.2.7.4

.546

.547

.548

.549

	(EABC)	.550
a	a	
	(EATUC)	
	a	
	.	
(EACJ)		13.2.7.4
"		.551
	"	
a	a	
.		
(32)	a	
.(129)		
	2006	.552
23	a	
	a	
.2007	.	
.		
)	
	.(
(EALA)		14.2.7.4
		.553
.		
	2007	
	.	
	.	
	2011	
(9)	a 2007	
	.	

.554

.

a

.

.555

1990

9

a

.

.

.

.

.556

.

.

AGOA

/

/

(IC/GLR)

.

.557

()

()

.()

a

.558

()

.

16.2.7.4

.559

:

:

•

a

.560

a

.

a

.

124

.561

a

.

.

•

1999

.562

a .

a

.

a

a

.563

a

.

.

.

:

•

a

.564

.

.

.565

a

.

.

a

.2006

:

•

.566

(.)

" a . "

.567

a

a

.

.

.568

.

a

a

a

a

.

.569

. a

a

2008

.570

.

:

●

	a		.571
	a	.1999	
.			
	.		
		a	.572
		.	
.		.	
	a		.573
2010			
	.		
2008	.		
(2) 123			
		a	
		.	
		:	17.2.7.4
	a		.574
/	a	.	
	.		
	.		

a .575

.

.

2004 29 – 27 .576

a .()

2004 a

.2013

2005 30 – 29 .577

.

2007 2006 a

.

2007

2010

2012

2009

a .

2011

2011 a

.

18.2.7.4

: .578

•

6

a

.

a

" "

"

"

a

.

—

—

:

.

.

.

.

.

•

○

○

○

19.2.7.4

: .579

:

.2010 1

•

2006

.580

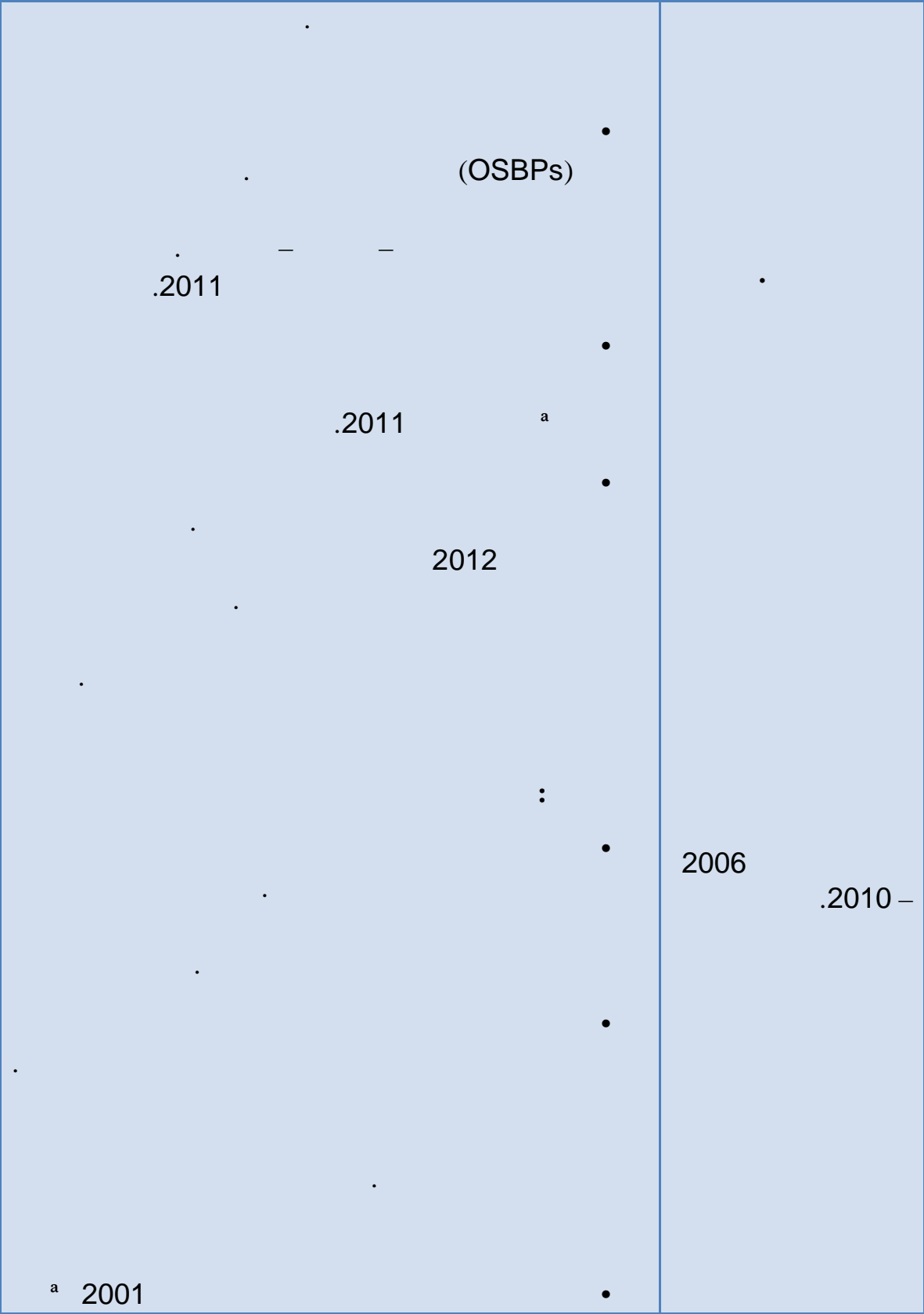
	•	
:	$\frac{(\quad)}{\cdot}$	•
—	() —	
	.()	
2009		•
.		
—		•
	a	
: — a a		
— — .1		
200 a %70		
. 245		
.2011		
	.2	
— a		
.		
.		
— — .3		
.		
a 2009		•
.		

<p>•</p> <p>a</p> <p>(CASSOA)</p> <p>2007 18</p> <p>2007 1</p> <p>18</p> <p>2007</p> <p>.2008</p> <p>a</p> <p>a</p> <p>() 2010 15</p> <p>a</p> <p>a</p> <p>a</p> <p>a</p>	<p>:</p> <p>350 000</p> <p>a</p> <p>()</p> <p>a</p> <p>(CASSOA)</p> <p>2007</p> <p>.2007 15</p>
<p>:</p> <p>•</p> <p>•</p> <p>•</p>	

<p>•</p> <p>•</p>	
<p>7</p> <p>:</p> <p>•</p> <p>•</p> <p>/</p> <p>2009</p> <p>2010</p> <p>.IPPF</p> <p>a</p> <p>•</p>	<p>7</p> <p>a</p>
<p>:</p> <p>•</p> <p>•</p> <p>•</p> <p>a</p> <p>•</p> <p>.2011</p> <p>•</p> <p>•</p>	

a	a	
2005	(SCLJA)	(EACJ)
2009	2010 1	2007

<p>2010</p> <p>2005</p> <p>2010</p> <p>2012</p> <p>2010</p> <p>2012</p> <p>2010</p> <p>2010</p>	<p>2010</p> <p>2012</p> <p>2010</p> <p>2012</p> <p>2010</p> <p>2012</p> <p>2010</p> <p>2010</p>
---	---



2012	a	2010	
.			
		:	.5
:			.583
			5.1
2010	24		.584
.			
	3009	-	.585
—		2010	
	.		
	a		.586
		a	
()		
.		:	
a			.587
	.		
a		a	.588
		:	
)			.1
(
.		a	

2030 a .589
 2015 2010 a
 2021 2020 2016
 7.781 .2030
 .2011 18
 2010 20 .590
 (SOFRECO)

2.5

() .591

a 2003
 a %6

2003

()

a

() .592

(1)

(2)

(3)
 (Compact)

a

%6

.601

a — . a —
:
:
.
.
.

.602

(AAPA)
.
(RRSF)

.603

/
.
.
.
.
.
.
.

2.4.5

.604

: 2009
.
.
.
.
.

.1
.2
.3

a

.4

.5

20

.605

:4

		17/08/2009	
		11/06/2009	
		28/06/2009	
		30/06/2009	
		28/06/2009	
		17/06/2009	
		12/05/2009	
		15/05/2009	
		18/06/2009	
		12/05/2009	
		02/02/2010	
		02/02/2010	
		29/01/2010	
		25/01/2010	
09/02/2010	27/10/2010	21/01/2010	
		01/02/2010	
		31/01/2010	
		24/02/2010	
		06/07/2010	
		04508/2010	

:

(SHASA)

3.4.5

.606
: 4 2010 (SHaSA)

.

a

.

5.5

.607

a 2007

a

.

a

.

.608

a

.

15

.

.

.609

a

a

.

.

.

a

$$\frac{1}{2} \left(\frac{1}{2} + \frac{1}{2} \right) = \frac{1}{2} \cdot 1 = \frac{1}{2}$$

		1.65
a	a	.613
.2006	(2015 -2006)	

		2005	
		300	
			40
		.2011	
(IPED)			a .
	(CIEFFA)		
	.(ADEA)	5	—
	—		
	.		
a			.
			.

2.6.5

		.615	
	.		
			a
.			
	15	/	
		.	
(2010 FP7-Africa Call)		63	
			.

.
 2010 .616
 a
 a
 —
 —
 Africa
 a
 (1) : 11.8
 () Connect
 (2)
 (3) ISP
 .

3.6.5

.617

.
 a
 .

a

a .

.618

22 .

(2018 – 2009)

.6

.619

$$\vdots$$

.620

1.6

.621

: 6 1994 1991
 a :
 : .(1999)
 : .(2007)
 : .(2017)

: (2019)
 : (2023)
 (2018)
 . 2034
 : . : 2010 .622
 .)

.) : .() : . : . : .(: .(. a .623 .

2028-2024
a
2034

2023-2020

2019-2018

2017-2008

:
2007- 2000

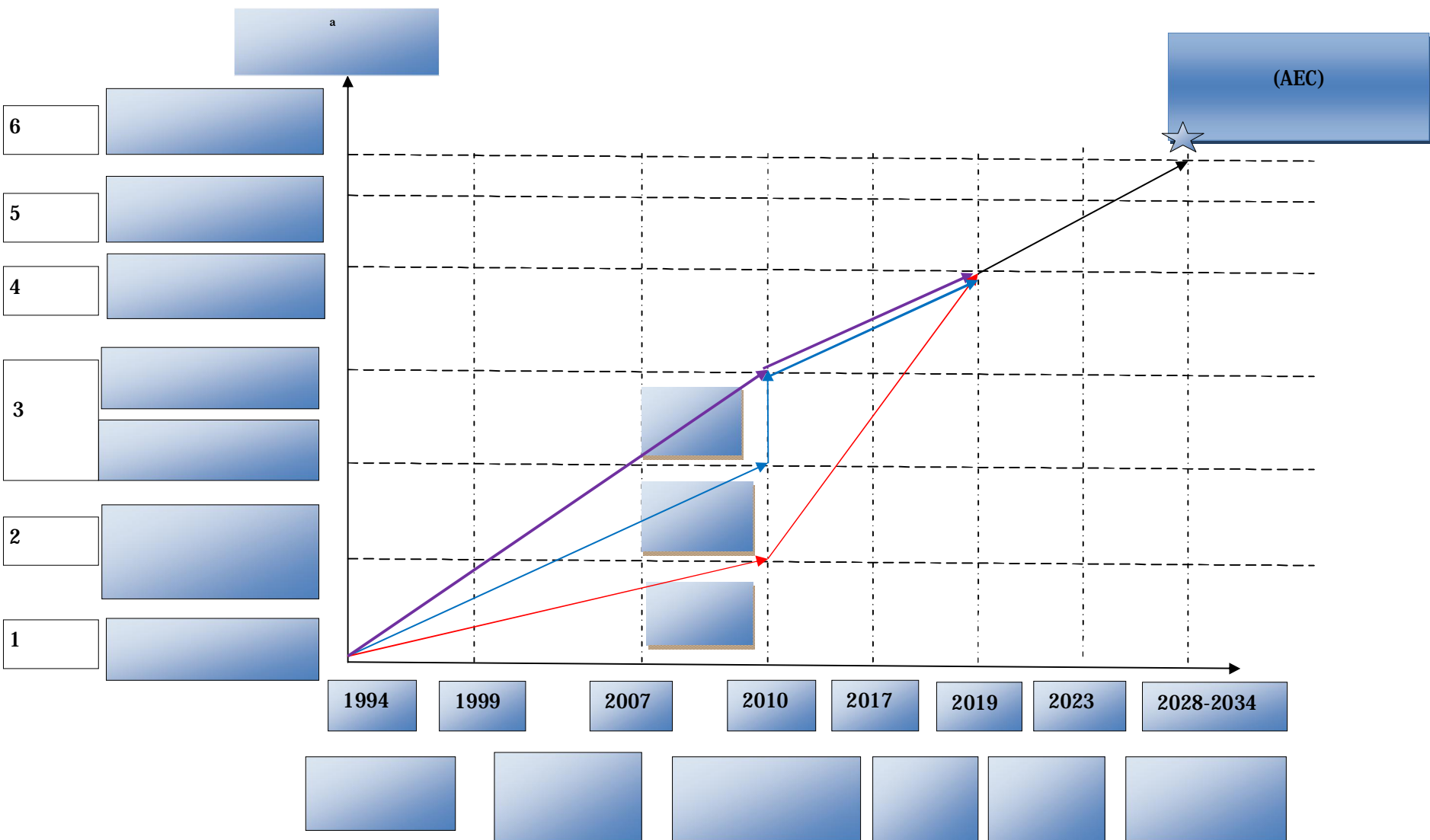
1999-1994

a

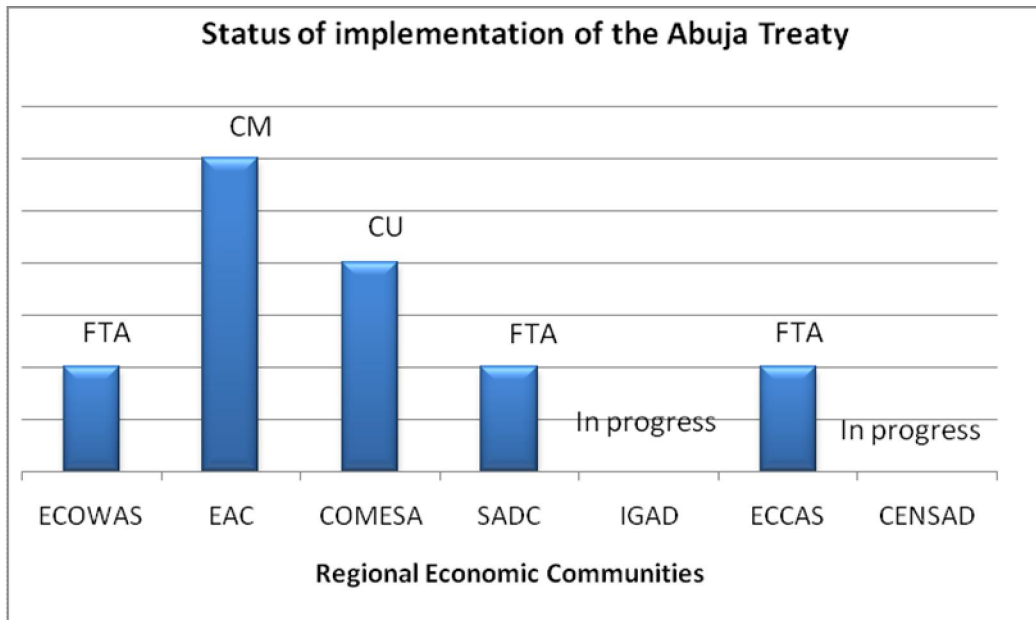
a	a	a				ü	ü
			-2011	ü	ü	ü	ü
a					ü	ü	ü
a							
.			2015	ü	ü	ü	ü
			ü	ü	ü	ü	ü
			2011	ü	ü	ü	ü
			ü	ü	ü	ü	ü

a

:



a



:

:

: FTA

: CU

: CM

:

a

2.6

.624

a

a

2009
()
2011 a .625
2015 a
a
.

3.6

a .626
.
.
a
a . 2008
.
.
.627
a
.
.628

2007
a 2009
2009 a a
.
.
.629

a . a .630
(IOC)

.
a .631
a
.
.

10 .()

7 .

26 .
() 17
a

.
a .632

.
a .633

. 2019

a .
.

.
a .634
a

2010 11 10 a
a .2010 2 1

2018.

.4.6

: a .635
a .
a .

a .
a .636

.
a .
.
.

.
.637

.
.
.638

.

.

a

.639

a

. ()

: .640

()
() .1

a

a

.

.2

.()

/ /

.641

a

.

a

a

.

.

a

.

() -

.642

a

a

()

.

a

.

.643

a

.644

a

a

a

.645

a

a

.646

a

.647

93

a

2011 -

.651

.652

.7

.653

.1

.2

a

.

a

.

.

.3

.

a

a

.4

.

.

()

a

.

.5

.

.6

.

.7

.

.8

.

a

.

.9

a

.

.10

.

/

.11

.

.

a

a

.

.12

.

.13

.

.14

a

/

.

a .15

.

.16

a

.

.8

a .654

.
a

a

a

a

.655

a

6

a

a

.656

a

a

a

.657

2009 2009 - 7

:6

()

()

()

()

()

(UEMOA)

 (\quad)

()

(IOC)

()

()

()

()

$$\vdots$$